



APPLICATIONS



Individual



Commercial

DISCHARGE

14 m



WARRANTY



REFERENCE

Sanifos 110

EAN 3308815079318

SANIFOS110P

Sanifos 110



Wastewater pumping station,
single-phase model.

SFA Pro X K2 grinding system: less risk of clogging.


Easy handling thanks to the screw cap.



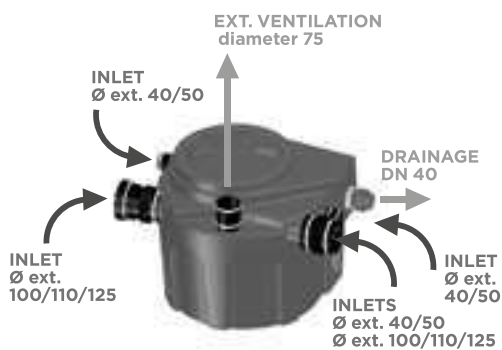
Automatic
pump operation.

Complete drainage kit
available as an option.

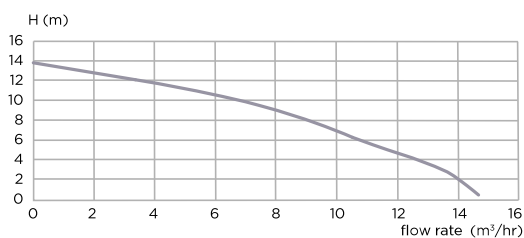
4 inlets for greater
flexibility of installation



1-PUMP PUMPING STATION



PUMP PERFORMANCE CURVE



PACKING LIST

Tank with pre-assembled hydraulics and watertight seal

Submersible pump with float switch

Cable gland

Find all the product dimensions on pg.106

TECHNICAL FEATURES

TANK	Tank volume	110 L
	Material	Polyethylene
	Ø of ext. inlets	2 x 100, 110 mm 2 x 40, 50 mm
	Discharge diameter ext.	50 mm
PERFORMANCE	Ventilation diameter	1 x Ø ext. 75
	Maximum temperature of incoming wastewater	70°C intermittently (max. 5 min)
	Water inlet (FEA)	182 mm
	Wheel type	Grinder
	Activation system	Float
	ON/OFF level	320/120 mm
	Voltage	220-240 / 50 Hz
	Consumption	1500 W
	Max. absorbed thermal intensity	6 A
	Thermal overload protection	Yes
Station weight	40 kg	

PERFORMANCE

Max. flow	11 m³/hr
Max. height (Q = 0 m³/hr)	14 m
Max. recommended height	11 m



Pro X K2
knife



DRAINAGE KIT
REFERENCE
EAN 3308815077024
KITEVACSANIFOS110

